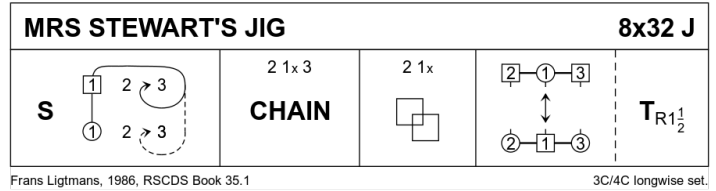


RSCDS Paris Branch – Cheers Chambéry! – Friday extra

1 MRS STEWART'S JIG J32 · 3/4L

Frans Ligtmans: RSCDS XXXV 1 · Crib: E-cribs · Diagram: Keith Rose's Diagrams

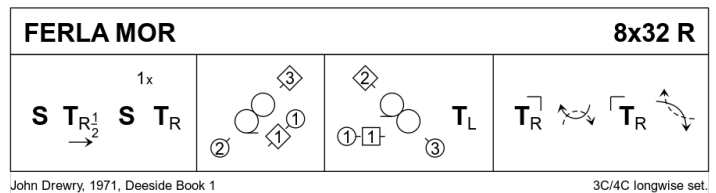
- 1– 1c set | 1W casts, 1M following, round 3W, 1W dances up round 3M and 1M dances up the middle, 1c face 3c (2c up on 7-8) (2,1x,3)
- 9– 2c+1c+3c G-Chain (2c cross), 2M+1M finish facing out
- 17– 2c+1c L-Chain
- 25– 2c+1c+3c A&R ; 1c turn RH 1½ to (2,1,3)



2 FERLA MOR R32 · 3/4L

John Drewry: Deeside Book Part 1 · Crib: E-cribs · Diagram: Keith Rose's Diagrams

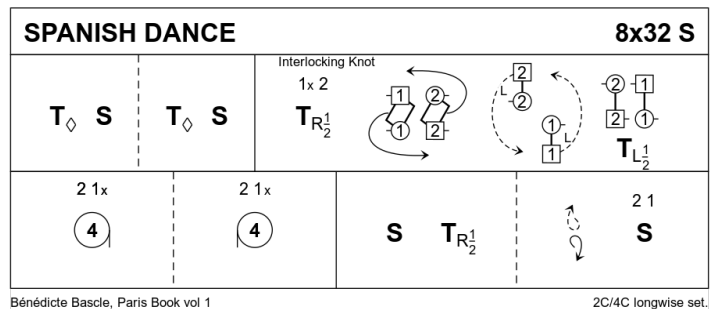
- 1– 1c set | turn RH ½ to 2plx (2c up) ; set | turn RH to finish 1W, with 1M behind her, facing 2M
- 9– (1W+1M following)+1cnrs Rsh diagonal Reel3 (finish facing 3M)
- 17– (1W+1M following)+2cnrs Rsh diagonal Reel3, on last 2 bars 1c turn LH (to face 1cnrs)
- 25– 1c turn 1cnr RH, pass P Rsh, turn 2cnr RH, pass Rsh to 2pl own side



3 SPANISH DANCE S32 · 2/4L

Bénédicte Bascle: The Paris Book of Scottish Country Dances, vol. 1 · Crib: E-cribs · Diagram: Keith Rose's Diagrams

- 1-- 1c Petronella turn | set ; repeat (1x,2)
- 9-- 1c+2c Interlocking Knot (2,1x)
- 17-- 2c+1c Circle4 R then L
- 25-- 1c set | Turn Halfway and Cast | 2c+1c set (2,1)

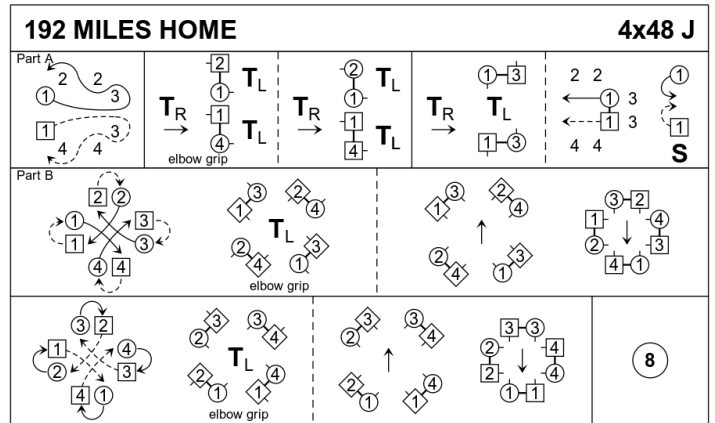


4 192 MILES HOME J48 · 4S

Katy Sweetman: RSCDS 50 4 · Crib: E-cribs · Diagram: Keith Rose's Diagrams

Part A

- 1-- 1c dance between 3c, divide, and cast back round 3M(3W) into the centre, dance out through side couples and back to places
- 9-20 1c turn P (R elbow grip) | turn next person in the circle (L elbow grip) ; repeat {4} twice, always with next person down on the same side
- 21-24 1c dance back to places and face out | set turning inwards to face in (1,2,3,4)



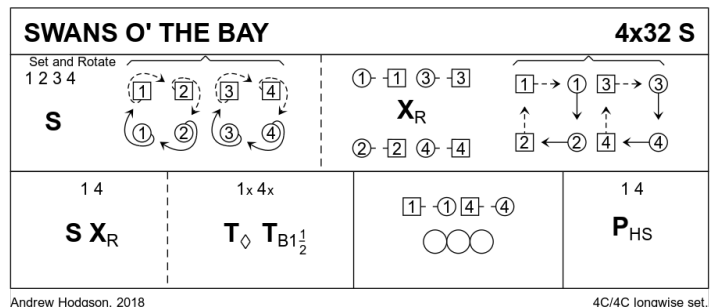
Part B

- 1-- 2 bars of Schiehallion reel (M through middle) | turn new cnr (L elbow grip) ; advance with cnr (M on L) | M retire with the W on the L
- 9-- 2 bars of Schiehallion reel (W through middle) | turn new cnr (L elbow grip) ; advance with cnr (W on L) | all retire with P (2,3,4,1)
- 17-- Circle 8 and back

5 SWANS O' THE BAY S32 · 4/4L

Andrew Hodgson · Crib: E-cribs · Diagram: Keith Rose's Diagrams

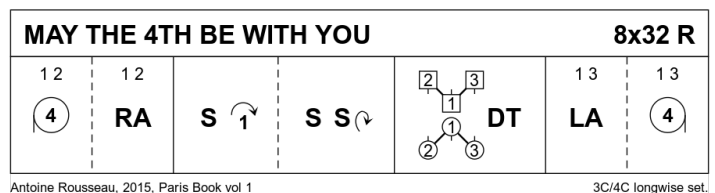
- 1-- 1c+2c & 3c+4c S&Rotate (2,1,4,3)
- 9-- 1c+4c set | cross RH ; Petronella to midline | Turn P BH 1½
- 17-- Reel4 on midline, finish in Poussette hold with P
- 25-- 1c+4c HS Poussette (2,4,1,3)



6 MAY THE 4TH BE WITH YOU R32 · 3/4L

Antoine Rousseau: The Paris Book of Scottish Country Dances, vol. 1 · Crib: E-cribs · Diagram: Keith Rose's Diagrams

- 1-- 1c+2c Circle4 L ; RHA
- 9-- 1c set | cast (2c up) ; set to P | set advancing and pivot R to DTr position
- 17-- 2c+1c+3c DTr (2,1,3)
- 25-- 1c+3c LHA ; Circle 4 R *On first time through, 1c+3c hold on to hands on [32] to enter Circle4 L. When new top starts, the bottom couples may dance [1-12] to change places.*

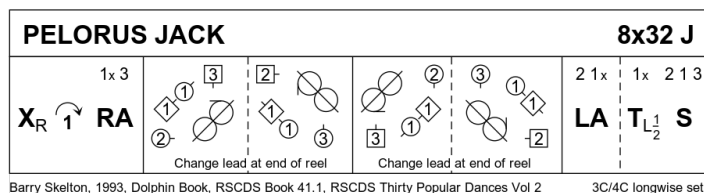


INTERVAL

7 PELORUS JACK J32 · 3/4L

Barry Skelton: RSCDS XLI 1 · Crib: E-cribs · Diagram: Keith Rose's Diagrams

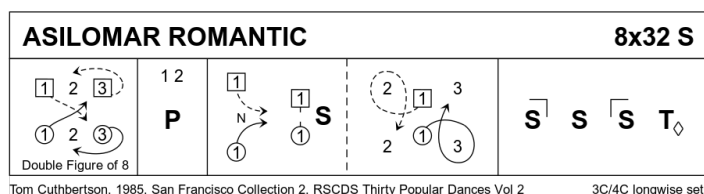
- 1- 1c cross RH, cast (2c up) ; 1c+3c RHA, finish 1M facing 1cnr, 1W behind him
- 9- 1c in tandem +1cnrs ½ diagonal Reel3, Rsh to 3W (1M & 1W loop R singly for lead change, so 1W now leads P) ; ½ diagonal Reel3, Rsh to 2W (+ lead change)
- 17- Continue pattern twice
- 25- 2c+1c LHA ; 1c turn LH ½ | all set (2,1,3)



8 ASILOMAR ROMANTIC S32 · 3/4L

Tom Cuthbertson: Thirty Popular Dances, Volume Two · Crib: E-cribs · Diagram: Keith Rose's Diagrams

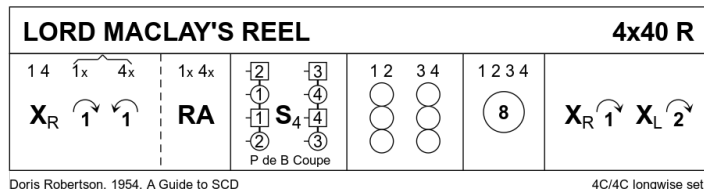
- 1- 1c+3c DbIFig8 round 2c, to begin 1c crosses down, 3c casts up
- 9- 1c+2c Poussette
- 17- 1c dance in and down one and face P (2c up) | set ; dance Rsh round 4cnr to face 1cnr
- 25- SetH&G (to 2,1,3)



9 LORD MACLAY'S REEL R40 · 4/4L

Doris Robertson: Collins Pocket Reference: Scottish Country Dancing · Crib: E-cribs · Diagram: Keith Rose's Diagrams

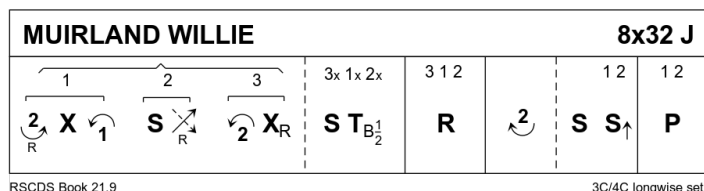
- 1- 1c+4c cross RH and cast to middle positions (2c+3c step to ends) ; 1c+4c RHA, finish in lines across facing up, 1c/4c between 2c/3c
- 9- All Pas de Basque & Coupé R and L ; repeat
- 17- 1c+2c & 3c+4c Reels4 across (to 1,2,3,4)
- 25- All circle8 and back
- 33- 1c cross RH | cast off ; cross LH | cast to bottom (2c+3c+4c up) (2,3,4,1)



10 MUIRLAND WILLIE J32 · 3/4L

RSCDS XXI 9 · Crib: E-cribs · Diagram: Keith Rose's Diagrams

- 1- 1c lead down to 3pl, cross and cast to 2pl, **while** 2c set and cross RH into 3pl, **while** 3c cast to top and cross RH ; all C set (may advance a bit) and turn BH to own side (3,1,2)
- 9- Repeat [1-8] from new positions (2,3,1)
- 17- 1c lead to top (2c+3c down) ; 1c set | 1c+2c set advancing
- 25- 1c+2c Poussette (2,1,3).

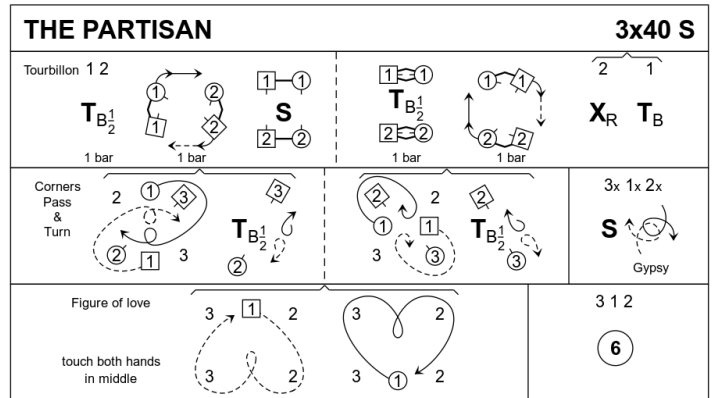


Unofficial: On 2nd turn, 4c has an easier next start if 1c+3c+4c dance a 3C Poussette

11 THE PARTISAN S40 · 3/3L

Violaine Eysseric · Crib: E-cribs · Diagram: Keith Rose's Diagrams

- 1-- 1c+2c The Tourbillon. On [7-8] 1c turn BH and face 1cnrs (2,1x,3)
- 9-- »Modified Corners Pass and Turn« on 1diag [: same as Corners Pass and Turn except that cnrs turn BH ½, face each other and cast away to exchanged places. 1c pass P RSh in centre and pivot R to face 2cnrs] ; repeat [9-12] on 2diag. On [15-16] 1c meet P in centre and pivot R to 2plx (3x,1x,2x)
- 17-- All set | all »RSh Turn« 1½ [: dance RSh round P to own sides] (3,1,2)
- 25-- 1c »Figure of Love« L [: 1c ½ Fig8 L, meet P in centre, touch BH and pivot RSh back ½ ; dance RSh round 1cnr[pos] to 2pl] (3,1,2)
- 33-- Circle6 and back (3,1,2)



Violaine Eysseric, 2019

3C/3C longwise set.

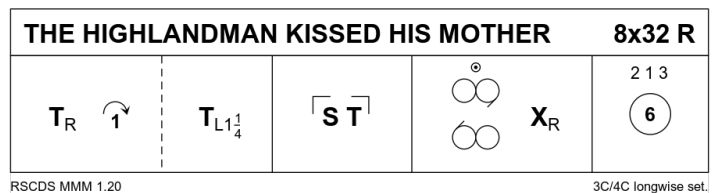
Note:

»RSh Turn« (Right Shoulder Turn) is also known as Gypsy Turn, a term now considered offensive by some.

12 THE HIGHLANDMAN KISSED HIS MOTHER R32 · 3/4L

Miss Milligan's Miscellany of Scottish Country Dances · Crib: E-cribs · Diagram: Keith Rose's Diagrams

- 1- 1c turn RH | cast off (2c up) ; turn LH 1½ to face 1cnrs
- 9- 1c set to and turn corners, finish facing 1cnrs
- 17- Reels3{6} with corners, Lsh to 1cnr | 1c cross own side
- 25- 2c+1c+3c circle6 and back



RSCDS MMM 1.20

3C/4C longwise set.